
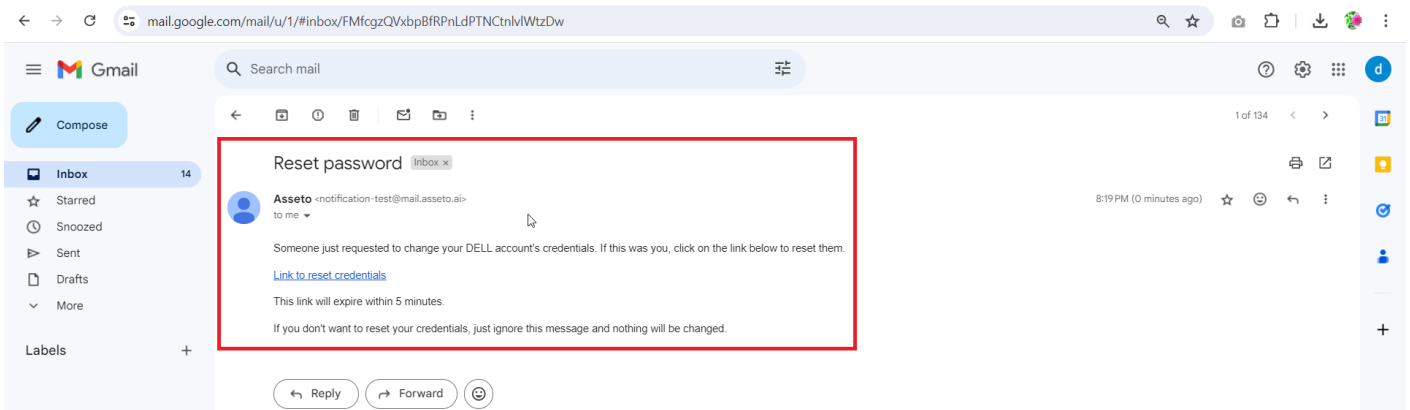


2.5. Forgot Password

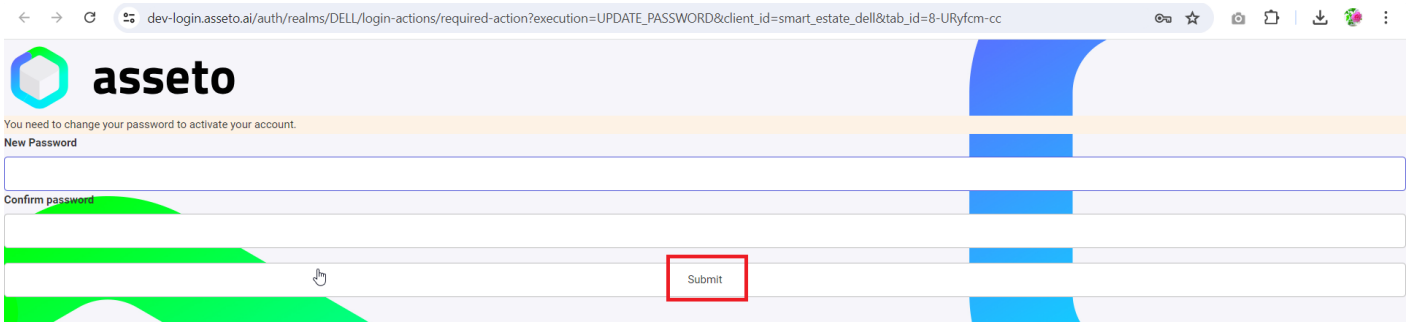
When a user forgets their password, they may click on the "Forgot Password" option on the login page. This will navigate them to the Forgot Password page.



Enter the username and click the "Submit" button. The user will receive an email with a link to reset the password for the Asseto application, sent to the registered email ID provided on the new agent registration page, as shown in the following screenshot.

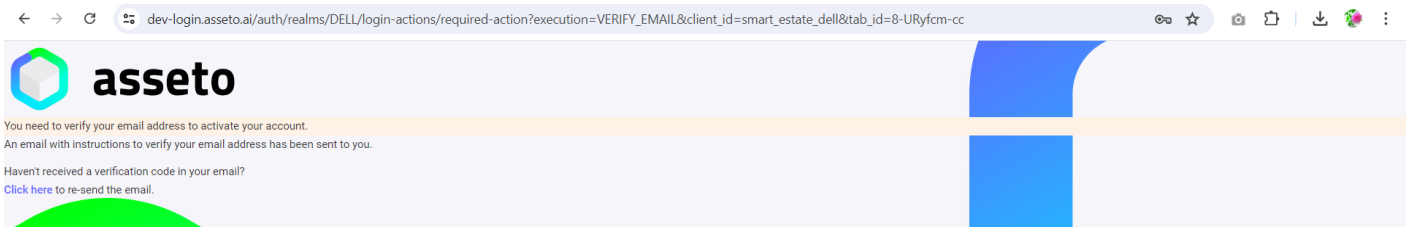


When the link is clicked, the password reset page will be displayed, as shown in the following screenshot.



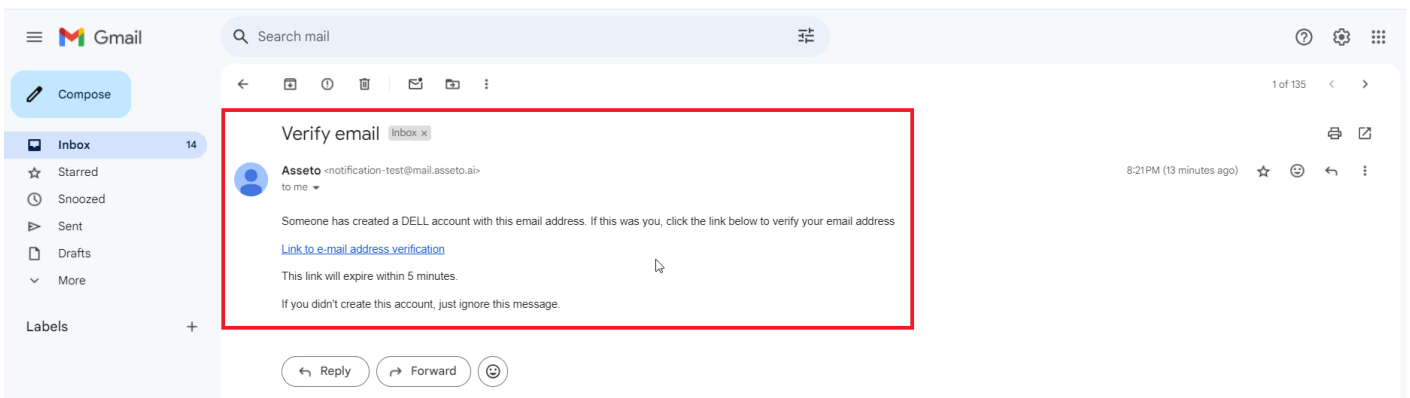
The screenshot shows a web browser window with the URL `dev-login.assetto.ai/auth/realms/DELL/login-actions/required-action?execution=UPDATE_PASSWORD&client_id=smart_estate_dell&tab_id=8-URyfc-m-cc`. The page header features the Asseto logo and a message: "You need to change your password to activate your account." Below this, there are two input fields labeled "New Password" and "Confirm password". A red box highlights the "Submit" button at the bottom right of the form.

After providing the "New Password" and "Confirm Password," click the "Submit" button. A confirmation message will appear: "Verify your email address to activate your account."



The screenshot shows the same web browser window with the URL `dev-login.assetto.ai/auth/realms/DELL/login-actions/required-action?execution=VERIFY_EMAIL&client_id=smart_estate_dell&tab_id=8-URyfc-m-cc`. The page header features the Asseto logo and a message: "You need to verify your email address to activate your account." Below this, there is a message: "An email with instructions to verify your email address has been sent to you." A link "Click here to re-send the email." is provided.

Users will receive an email.



The screenshot shows a Gmail inbox. The email is titled "Verify email" and is from "Asseto <notification-test@mail.assetto.ai>". The email body contains the following text: "Someone has created a DELL account with this email address. If this was you, click the link below to verify your email address." Below this is a blue link: "Link to e-mail address verification". The email also states: "This link will expire within 5 minutes." and "If you didn't create this account, just ignore this message." A red box highlights the email content.

Clicking the link will navigate the user to the agreement page. The user should check the "I Agree" checkbox and then click the "Accept" button.



Asseto User Agreement

Before logging it into the Asseto, you are required to acknowledge our Terms of Use and Privacy Policy.

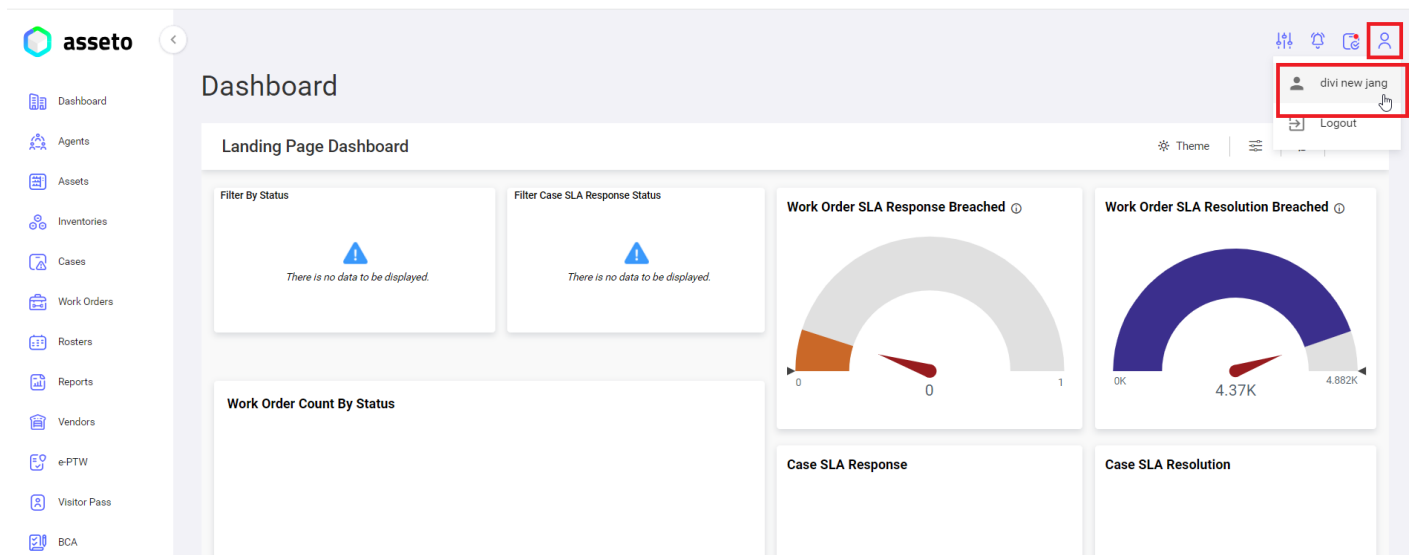
☒ I agree with the [Privacy Policy](#)

Accept



© 2024 Edgenta NXT Sdn. Bhd.

When the user clicks the "Accept" button, they will be directed to the Asseto landing page (dashboard).



Revision #4

Created 11 September 2024 07:56:48 by Divya Bharathi Marreddy

Updated 18 September 2024 07:21:46 by William Tan Yee Soong