

## 12.3. New BCA Project

Using this option, the admin/user who creates the BCA project can choose from three methodologies: IMM, CIBSE, or JKR as shown by below screenshot.

The screenshot displays the 'New Project' form within the 'asseto' application. The breadcrumb navigation at the top indicates the path: 'Building Condition Assessment > New Project'. The left sidebar menu shows 'BCA' as the selected option. The form itself is titled 'New Project' and contains the following fields:

- Name \***: Divi BCA project1
- Description \***: new project
- Start Date \***: 05/08/2024
- End Date \***: 05/06/2026
- Methodology \***: IIMM

**Methodology:** There are three methodologies: IIMM, CIBSE, and JKR. The BCA project will be created based on one of these methodologies. Currently, we are creating the project under the IIMM methodology.

**Next:** Select the location and assessor.

**Note:** When a user (who is creating the BCA project) selects multiple assessors, and only one assessor accepts the request, the assessor's supervisor will monitor the assessment conducted by the assessor. The supervisor will then have the authority to approve or reject the project based on the audit report.

**asseto** Building Condition Assessment < New Project

**Location**

**Asseto Location**  
Use system registered location

**Additional Details**  
Update registered location information

Location \*  
VIJAYAWADA NEW

Building  
BES

Floor  
ABCD 3

Room  
STORE ROOM-DIVI

**Assessor**

Assessor \*

+ Assign

DNJ divi new jang  
+601156244669  
divisjanga9+1@gmail.com

After entering the location, the assets relevant to that location will be displayed in below assets list.

**asseto** Building Condition Assessment < New Project

**Asset**

All Assets

Search

+ Add Asset Manually

Filter (0)









	Image	Asset	Category	Manufacturer	Status
<input checked="" type="checkbox"/>		Lenovo ThinkPad-divi LENOVO THINKPAD (DIVI TECHNOLOGIES)	LAPTOP-DIVI	DIVI TECHNOLOGIES	ACTIVE
<input type="checkbox"/>		TEST sanjay LG1234 (LG)	ELECTRICAL	LG	INACTIVE
<input checked="" type="checkbox"/>		Realme REALME NARZO DIVI (DIVI TECHNOLOGIES AS.)	MOBILES DIVI	DIVI TECHNOLOGIES AS..	ACTIVE
<input type="checkbox"/>		Redme REDME SLIM DIVI (DIVI TECHNOLOGIES AS.)	MOBILES DIVI	DIVI TECHNOLOGIES AS..	ACTIVE
<input type="checkbox"/>		LG MOBILE LG MOBILE (DIVI TECHNOLOGIES AS.)	MOBILES DIVI	DIVI TECHNOLOGIES AS..	ACTIVE

- All assets:** dropdown to select all assets displaying under selected location.
- Search:** to search the assets with name.
- Add Asset Manually:** If an asset is not listed and needs to be added, the BCA project creator can use the "Add Asset Manually" button.
- Filter:** to filter out the assets.

asseto

Building Condition Assessment < New Project

Dashboard  
Agents  
Assets  
Inventories  
Cases  
Work Orders  
Rosters  
Reports  
Vendors  
e-PTW  
Visitor Pass  
BCA  
Workflow  
Subscribers  
Contracts  
Settings  
Certificate & Licenses

<input checked="" type="checkbox"/>		Realme REALME NARZO DIVI (DIVI TECHNOLOGIES AS.)	MOBILES DIVI	DIVI TECHNOLOGIES AS..	ACTIVE
<input type="checkbox"/>		Redme REDME SLIM DIVI (DIVI TECHNOLOGIES AS.)	MOBILES DIVI	DIVI TECHNOLOGIES AS..	ACTIVE
<input type="checkbox"/>		LG MOBILE LG MOBILE (DIVI TECHNOLOGIES AS.)	MOBILES DIVI	DIVI TECHNOLOGIES AS..	ACTIVE
<input type="checkbox"/>		OPPO OPPO (DIVI TECHNOLOGIES AS.)	MOBILES DIVI	DIVI TECHNOLOGIES AS..	ACTIVE
<input type="checkbox"/>		Devcreation-1224 HON24 (HONDA)	HOUSEHOLD2	HONDA	INACTIVE
<input type="checkbox"/>		Devcreation-1224 HON24 (HONDA)	HOUSEHOLD2	HONDA	INACTIVE
<input type="checkbox"/>		Devcreation-1224 HON24 (HONDA)	HOUSEHOLD2	HONDA	INACTIVE
<input type="checkbox"/>		Devcreation-1224 HON24 (HONDA)	HOUSEHOLD2	HONDA	INACTIVE

Total 10 records found    Items per page: 10    1 - 10 of 10

Cancel    **1 Save as Draft**    **2 Submit**

1. **Save as a Draft:** button for not submitting now, means we can edit this BCA project and submit it later.
2. **Submit:** Click on the submit button to save the project.

A confirmation message “project registered successfully” will be displayed and the system will navigate to BCA project view page as shown by below screenshot.

asseto

Building Condition Assessment < DIVI NEW BCA PROJECT1

**DIVI NEW BCA PROJECT..**  
PR#482024176058    Scheduled    Created on 04 Aug 2024, 7:15PM

**Success**  
Project registered successfully

Duration  
5 Aug 2024- 5 Jun 2026



Methodology  
IIMM

Description  
new project

Location  
VIJAYAWADA NEW, BES, ABCD 3, MEETING ROOM

Assessor  
divi new jang

**Assets (2)**

	Realme REALME NARZO DIVI (DIVI TECHNOLOGIES AS.) (MOBILES DIVI)	VIJAYAWADA NEW	Not Started
	Lenovo ThinkPad-divi LENOVO THINKPAD (DIVI TECHNOLOGIES) (LAPTOP-DIVI)	VIJAYAWADA NEW	Not Started

Here, the user can view the project details and assets are added by the user during creation of the project in the application.

---

Revision #1

Created 11 September 2024 10:06:12 by Sushma Palapatta Chandran

Updated 11 September 2024 10:07:50 by Sushma Palapatta Chandran